

Web Tension Controller DCM

Scope of Supply

Controller in DIN-Rail Mount enclosure with plug-in terminals, various control modes adjustable

Web tension control by

- Correction of the actual line velocity or
- an independent control loop
- Suitable for converting and strip processing lines, rewinding and unwinding
- Control value for drives and brakes
- Process dependent controller adjustment possible



Special Features

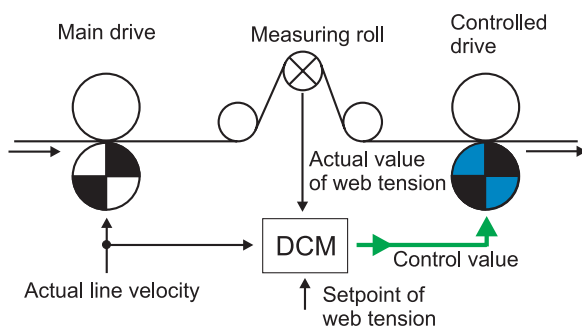
- Low cycle time for high speed applications (0,52 ms)
- Various control modes possible
- Flexible designation of inputs and outputs
- 8-digit digital display

Possible Control Modes

Control Mode A

- Web tension control via correction of existing line velocity
- Material treatment
- Control value for the drive

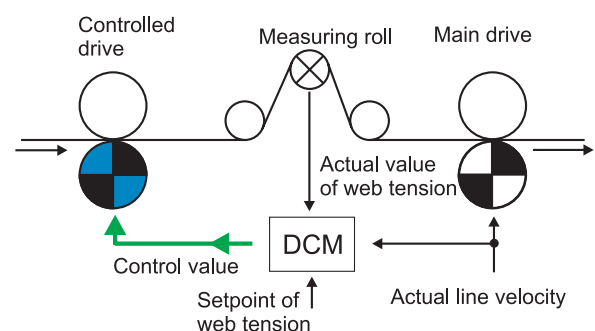
Within the process the measurement roll is physically located **before** the controlled drive



Control Mode B

- Web tension control via correction of existing line velocity
- Material treatment
- Control value for the drive

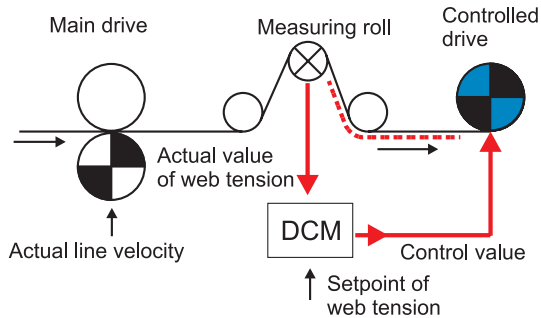
Within the process the measurement roll is physically located **after** the controlled drive



Control Mode C

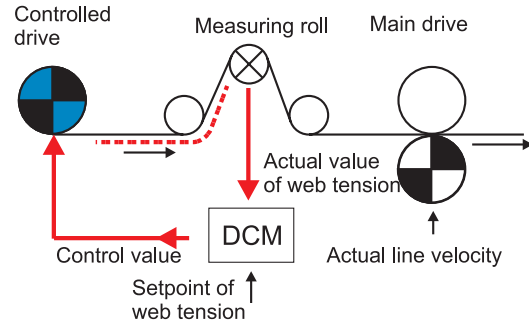
- Web tension control in one independent control loop
- **Rewinding**
- Control value for the drive

The measurement roll is physically located **before** the controlled drive

**Control Mode D**

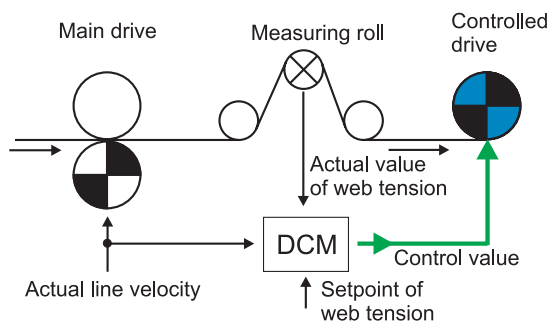
- Web tension control in one independent control loop
- **Unwinding**
- Control value for the drive

The measurement roll is physically located **after** the controlled drive

**Control Mode E**

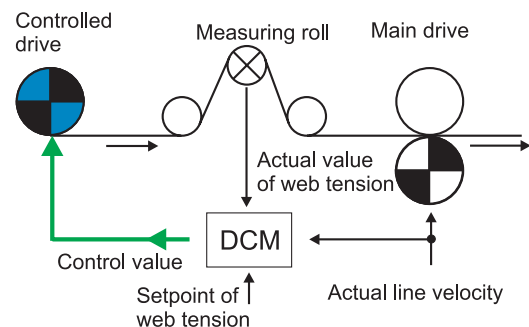
- Web tension control via correction of existing line velocity
- **Rewinding**
- Control value for the drive

The measurement roll is physically located **before** the controlled drive

**Control Mode F**

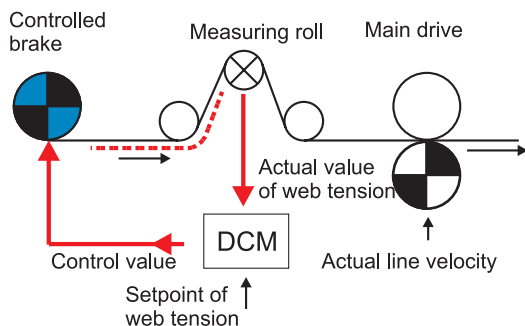
- Web tension control via correction of existing line velocity
- **Unwinding**
- Control value for the drive

The measurement roll is physically located **after** the controlled drive

**Control Mode G**

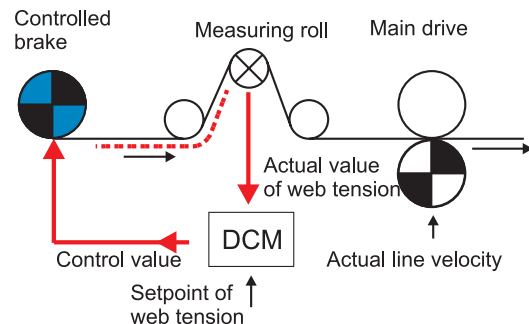
- Web tension control in one independent control loop
- **Unwinding**
- Control value for brake (**10 V: closed; 0 V: open**)


The measurement roll is physically located **after** the controlled brake

**Control Mode H**

- Web tension control in one independent control loop
- **Unwinding**
- Control value for brake (**0 V: closed; 10 V: open**)

The measurement roll is physically located **after** the controlled brake



 In all depicted control modes the velocity of the main drive is determined by the process and independent of the Web tension. Each control mode can also be configured as diameter dependent force control. A step-by-step description for program selection and additional adjustment parameters are described in detail in the Operating Manual DCM.