

Product Description


Force Sensor XYR

Special Features

- Simultaneously measurement in X-and Y-direction
- Flange design, mountable in any rotatable position
- Overload protection utilising mechanical stops
- Made of stainless steel

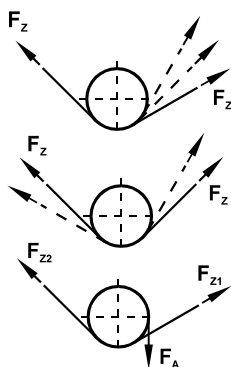
Scope of Supply

Force sensor with right angle plug and 5 m cable (PVC)



The Dual Axis Web Tension Sensor XYR measures simultaneously in the X-and Y-direction. Traditional radial force sensors measure generally only in one preferred direction. Measuring effects in other directions are typically unwanted because generally they result in measuring errors.

In combination with the HA EHNE Digital Controller Module DCM it is possible to solve difficult Web tension measurement applications such as the following:



Changing wrap angle geometries on the entry or exit side.

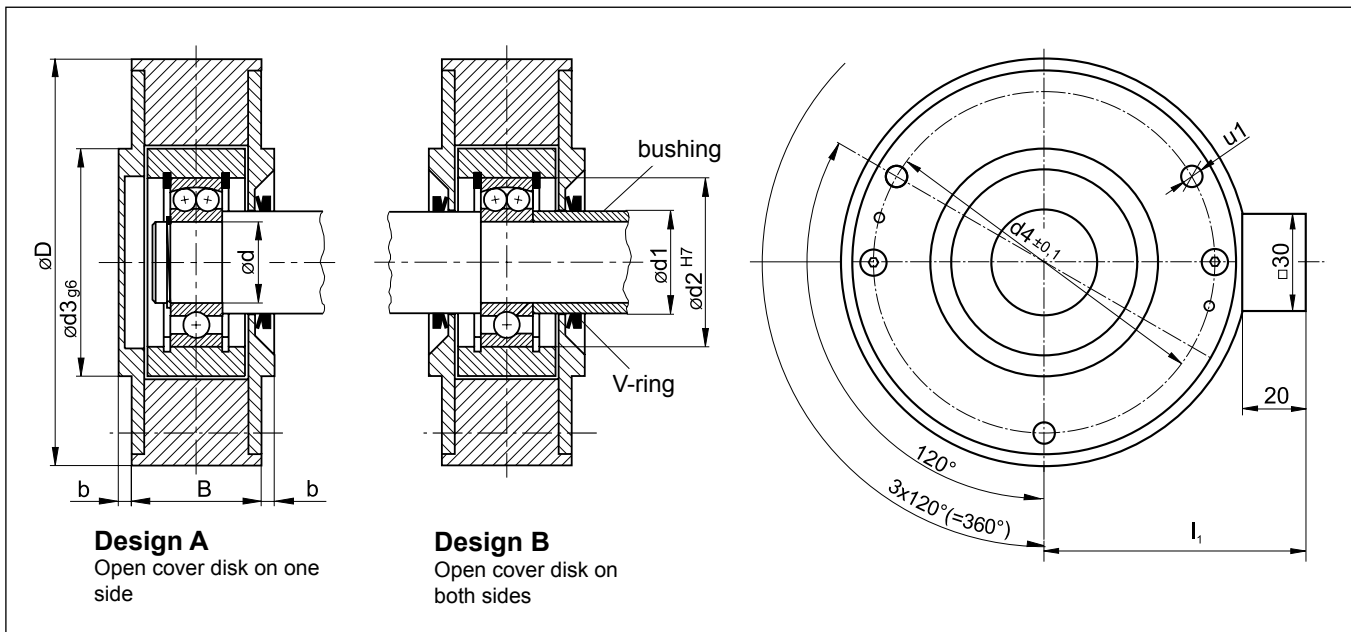
Typical applications winding stations. Thus, the XYR sensor makes it possible to dispose of additional idler rolls for providing a constant wrap angle and thereby resulting in a reduction of equipment size and thereby a smaller footprint for machinery and equipment.

Changing entry and exit wrap angles however, with constant enlacement angle

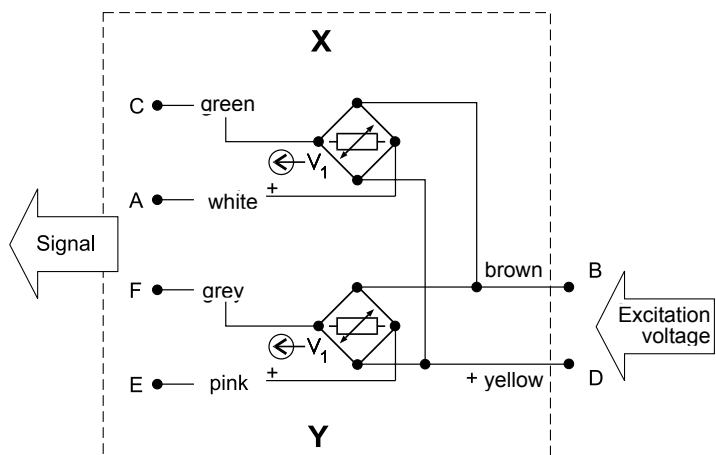
Web tension measurement at driven rolls

Normally the exact measurement of the web tension force is possible only if the measurement roll is not driven thereby providing in both web portions (entry and exit web) the same force. The XYR sensor does away with such limitations. In case of a constant wrap geometry the forces in both web portions (entry and exit web), for instance, created by drive or brake forces can have different values.

Technical Data	Values (%) based on nominal force
Nominal force (measuring range)	250. 500; 1000; 2000 N
Max. operating force	150 %
Absolute max. force	500 %
Nominal rating	1,5 mV / V
Combined error	1 %
Nominal ambient temperature	+ 10 ... +60° C
Operational temperature range	- 10 ... +70° C
Nominal resistance of the strain gauge bridge	700 Ω
Bridge supply voltage	10 VDC
Enclosure protection	IP 50



Size	d	d1	d2	d3	d4	D	b	B	u1	l1	recomm. bearing
1	15	20,5	35	70	105	125	4	40	6,6	81	1202
	17	22	40								1203



Ordering Data
XYR1-15A500

- 15: Nominal force in N
- A: Design
- 500: Shaft-ø
- 1: Size
- 00: Type